

TI-Nspire

Simultaneous Equations

Aim

Solving linear equations.

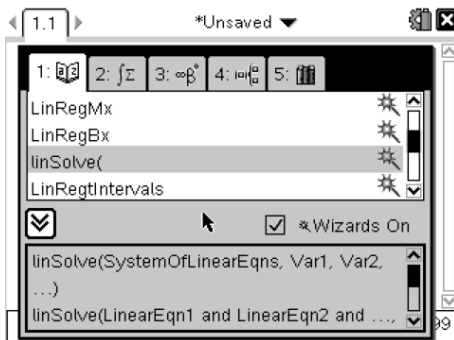
Calculator objectives

By the end of this unit, you should be able to:

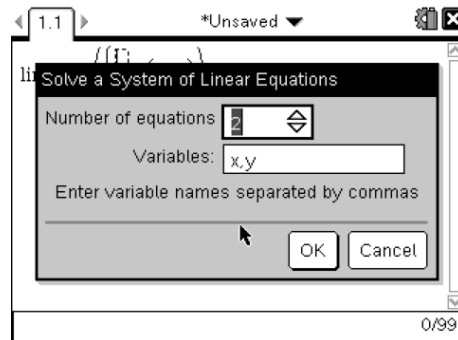
- Use the `linSolve` command to solve linear equations

Contents

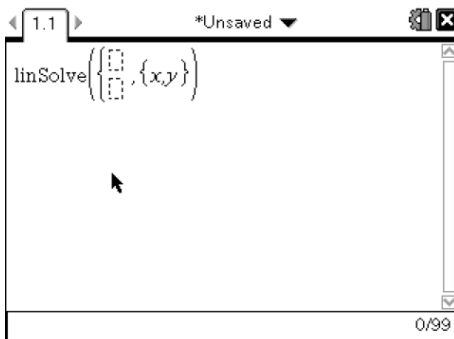
Using the linSolve() command



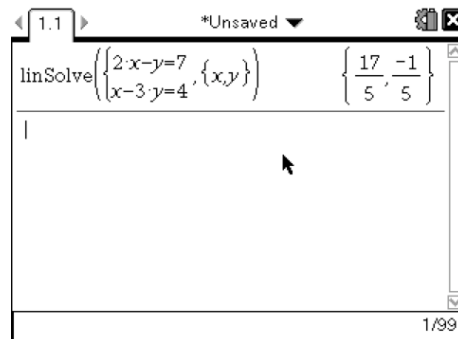
Press the catalogue button, and scroll down to *linSolve*.



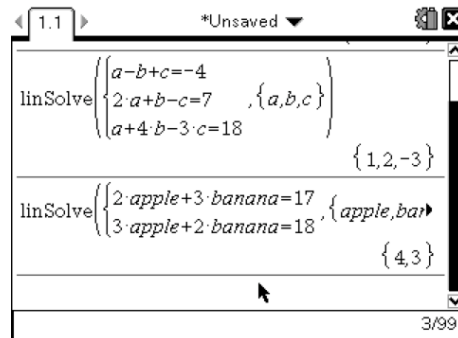
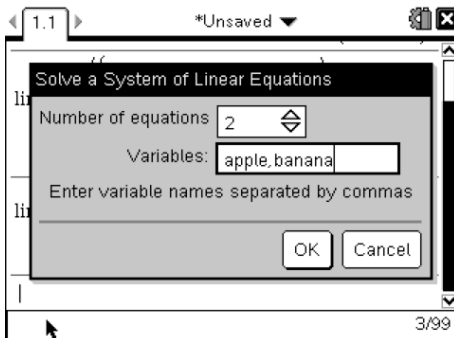
Use the wizard to give the number of equations and the variables being used.



The template is pasted into a Calculator page. Enter the system of equations into the boxes provided.



Press enter and you are done!



The *linSolve* command works with any linear system of equations (not just 2 equations with 2 unknowns); just define the variables in the wizard!